

# PLAYER FAMILY *Travel* ITINERARY

RESERVATION: W8B113U2  
MARCH 26-30, 2023

UNIVERSAL'S AVENTURA HOTEL  
SKYLINE VIEW KIDS SUITE

## THINGS TO DO

- ☐ Pack- Ponchos: Water rides/rain
- ☐ Pack- Water Bottles
- ☐ Pack- Fanny Pack/ Backpack
- ☐ Pack- Lanyard
- ☐ Pack- Sunscreen
- ☐ Download App- to check
- ☐ wait/show times

## TICKETS

**[3-Park] 4-Day Park-to-Park Vacation  
Package Promo Ticket [Dated]**

Sunday, March 26, 2023

Valid Only For: 4 Adults

**Marvel Character Dinner**

**Valid Only On: Sunday, March 26, 2023 @ 7PM**

**Confirmation# T8G403U4**

**Reservation# 9193399444**

The Marvel Character Dinner entitles one (1) guest to one (1) dinner at Cafe 4 located within Universal's Islands of Adventure and one (1) digital photo\* taken during the Dining Experience (via My Universal Photos). The dinner consists of a buffet and one (1) non- alcoholic beverage.

## PARK HOURS

Universal Studios  
9AM-9PM

Islands of Adventure  
9AM-9PM

Volcano Bay  
10AM-7PM

Early Park Admission\* to The Wizarding World of Harry Potter™ and Universal's Volcano Bay™ one hour before the park opens

## EXTRAS!

Mardi Gras Parade:  
7:30 PM March 26-29  
5:15 PM March 30

Check out the Mardi  
Gras Tasting cards  
available for purchase

[Mardi Gras Event  
information including  
parade route](#)

## notes

- Use the extra hour for early entry when staying at an on-site resort.
- Walking from your hotel is often going to be faster than waiting on the bus.
- Velocicoaster- once in the locker area, have one person go wait in line while the other puts the stuff in the locker.
- Fanny packs are the way to go. Lots of rides require you to put up things in the free lockers. Having a Fanny pack helps for almost all the rides except major roller coasters. If not you need to use the lockers a lot more.
- Check out the shows! Immersive and a good AC rest/break.
- Use a lanyard! Lockers are free and only way to easily open is with your ticket, which can be kept in the lanyard.

# UNIVERSAL STUDIOS: ORLANDO RESORT

*March 2023 | Player Family*

KATHRYN SMITH

*Key to the World Travel*



## UNIVERSAL STUDIOS: FLORIDA

The Original Orlando Universal Park! Full of movie and ride themed shows, parades and more!



## ISLANDS OF ADVENTURE

This is the sister amusement park, This park has most of your big thrill rides, more great places to eat and more!



## VOLCANO BAY

Universal Studios First Water Park! Full of relaxing wave pools, huge water slides and great family fun!

## WHERE AM I STAYING?

### Universal's Adventura Hotel

**Address: 6725 Adventure Way, Orlando, FL 32819**  
**(407) 503-6000**

#### Hotel Perks:

- Early Park Admission\* To The Wizarding World of Harry Potter™  
Enjoy Early Park Admission\* to The Wizarding World of Harry Potter™ up to one hour before the parks open (valid theme park admission required).

- Fun, Free And Easy Transportation

Complimentary shuttle buses connect this Value hotel to Universal Studios Florida, Universal's Islands of Adventure, Universal's Volcano Bay and Universal CityWalk. It's just a quick hop between the parks and your hotel

- More Than Just A Room Key

Stay with us and get resort-wide charging privileges using your room key card. You can also use your key card for complimentary access† to select live entertainment venues at Universal CityWalk for the length of your stay.



## HOTEL AMENITIES:

### Pools & Activities:

#### Pool And Kids' Splash Zone

The pool, a splash zone for kids and a fire pit provide for plenty of chill time after a day in the parks. This is where you'll soak in the sun, cool off and tell tales of the day's adventures while planning the next.

#### Poolside Activities

Stay by the water with hula hoop contests, Bingo, Ping-Pong and more fun family activities. Check with the front desk to find out what's going on during your stay\*.

#### Fitness Center

Stay in your fit zone even on vacation. Hotel guests can enjoy the complimentary state-of-the-art fitness center.

#### Game Room

Head to the hotel's game room to test your skill on arcade and video games.

#### Universal Studios Store

You'll find towels, tees, toys, toiletries and more at the Universal Studios Store conveniently located in the hotel lobby.

#### Shopping Made Simple

Be carefree and carry-free when you shop at select stores in Universal's theme parks and CityWalk. We'll deliver your purchases directly to your hotel, free of charge.

## YOUR HOTEL: (CONTINUED)

### *Aventura Hotel*

Check-in is 4 pm, and check-out is 11 am. You may check out by television, phone, customer service e-mail, express check-out box available at the front desk or traditional check-out at the front desk.

*\*Remember: Early Registration begins at 7:00 am. You may leave your luggage at the Desk and Enjoy the Hotel Amenities or Explore Universal's City Walk.*

### Hotel Dining:

#### Bar 17 Bistro

With commanding views of Universal Orlando's three theme parks, Bar 17 Bistro on the rooftop of Universal's Aventura Hotel, is a breezy retreat from late afternoon well into the night. Offering unique dishes as well as classic fare, Bar 17 Bistro will also feature custom-crafted cocktails designed to pair with the urban international flavors featured on the menu.

#### Urban Pantry

At this food hall, you'll find a variety of high-quality dining options, unique themes and visual experiences all in one spot. Choose from a rotating selection of international flavors at the roast kitchen, have a custom wok dish at the Asian Station or grab a burger or pizza made fresh right before you. Open for breakfast, lunch, dinner and snacks.

#### barVentura

The lobby bar is contemporary and inviting. This breezy and comfortable meeting space is the perfect before or after dinner hangout.

#### Bar Sol

You might spend a whole day in the relaxing surroundings of the hotel's pool. And why not, when all your frozen drinks, cocktails, beer and wine are right here?

Starbucks is available here too!







## PACKING TIPS:

### My Personal Themepark Lifesavers!

- FANNY PACK! Universal Studios is very strict with their bag requirements. Back packs are not allowed on the rides- so rather than waste time dealing with the lockers use a strong three prong Fanny pack to carry the necessities.
- Regular Ticket lanyard: Having a lanyard is crucial to carry around your tickets ESPECIALLY on your Express Pass Days- Employees will scan these at each ride.
- Bringing a collapsable water bottle to refill and then stick in your fanny pack!
- Small Hand Lotion, Sanitizer & Chapstick.
- Sunscreen!

## YOUR ITINERARY:

March 26-30, 2023

**March 26th-** Fly in- Uber/Lyft to the Hotel (make sure to type in the Hotels Specific Address) Register for check in- by the time you arrive you should receive your text notification that your room is ready. Walk/bus over to CityWalk and head through security. Head over to Islands of Adventure to Cafe4 check in for your dinner! Marvel Character Dinner @ 7PM Confirmation# T8G403U4 Reservation# 9193399444

**March 27th-** Enjoy Early admission to the parks (check the app)! 7:30 PM Mardi Gras Parade. Check out the parade route and grab some beads.

**March 28th-** Once again wake up early and enjoy Early admission to the parks, Try to ride anything you missed yesterday! 7:30 PM Mardi Gras Parade. Check out the parade route and grab some beads.

**March 29th-** Enjoy Early admission to the parks (check the app)! 7:30 PM Mardi Gras Parade. Check out the parade route and grab some beads.

**March 30th-** Check Out day! Depart from your hotel and head to the Airport- I suggest leaving at least 2.5 hours before your departing time. REMEMBER: Order your Uber/Lyft when you are at the FRONT of the Hotel, depending on your room location it may give your driver a strange pick-up location *(such as the gas station around the corner- (don't make my mistakes! HA!))*

**Check out--** Sweet Savings! More Bites for Less with The Universal Orlando Resort Food & Beverage Card Enjoy 50+ Mardi Gras Tasting Menu Items with The Food & Beverage Card:  
Pay \$65 for a \$75 Card and Lanyard  
No limit on the quantity for purchase  
No expiration date



KATHRYN SMITH

*Key to the World Travel*





# Universal Studios: Florida

## Overview:

IT'S JUST LIKE WATCHING YOUR FAVORITE TV SHOWS AND MOVIES IRL, EXCEPT WITH THE ULTIMATE RIDE-Y THINGS LIKE TWISTS, TURNS AND DROPS. FACE VILLAINS MORE MENACING THAN YOUR KIDS PRE-CHURROS. SAVE THE EARTH DAILY OR EVEN HOURLY. OH AND DRAGONS, HAVE WE GOT DRAGONS. AND ONE OF THEM EVEN BREATHES REAL FIRE SO THAT'S COOL (ERR HOT). THIS IS WAY BEYOND THE MOVIES.

### Top Things to See and Do:

Harry Potter and the Escape from Gringotts,  
The Hogwarts Express, Despicable Me:  
Minion Mayhem, Revenge of The Mummy,  
E.T. Adventure, Fast and Furious:  
Supercharged, Hollywood Riptide Rockit,  
and **so many more!**

### Dining:

Leaky Cauldron, Bumblebee Man's Taco  
Truck, Cafe La Bamba, Duff Brewery, Cletus'  
Chicken Shack, Chez Alcatraz **and More!**

### Top Entertainment:

*Gringotts Money Exchange:*

Ask a Gringotts™ goblin any questions you have,  
and trade your U.S. currency for Gringotts™ bank  
notes in \$10 or \$20 denominations. The bank notes  
can be used for purchases within Diagon Alley™  
and Hogsmeade™, and at select locations

*Ollivanders:*

A wand is waiting to choose its wizard. Here you  
can purchase your own unique Ollivanders™ wand,  
or select one of many Harry Potter™ character  
wand replicas, sets, and Interactive Wands

*Universal Orlando's Cinematic Celebration*

This epic show lights up select nights with a  
celebration of music, water and light that takes you  
into the movies like never before.

THERE IS SO MUCH MORE! Make Sure to Check the  
Universal Studios App each morning for updated  
information!

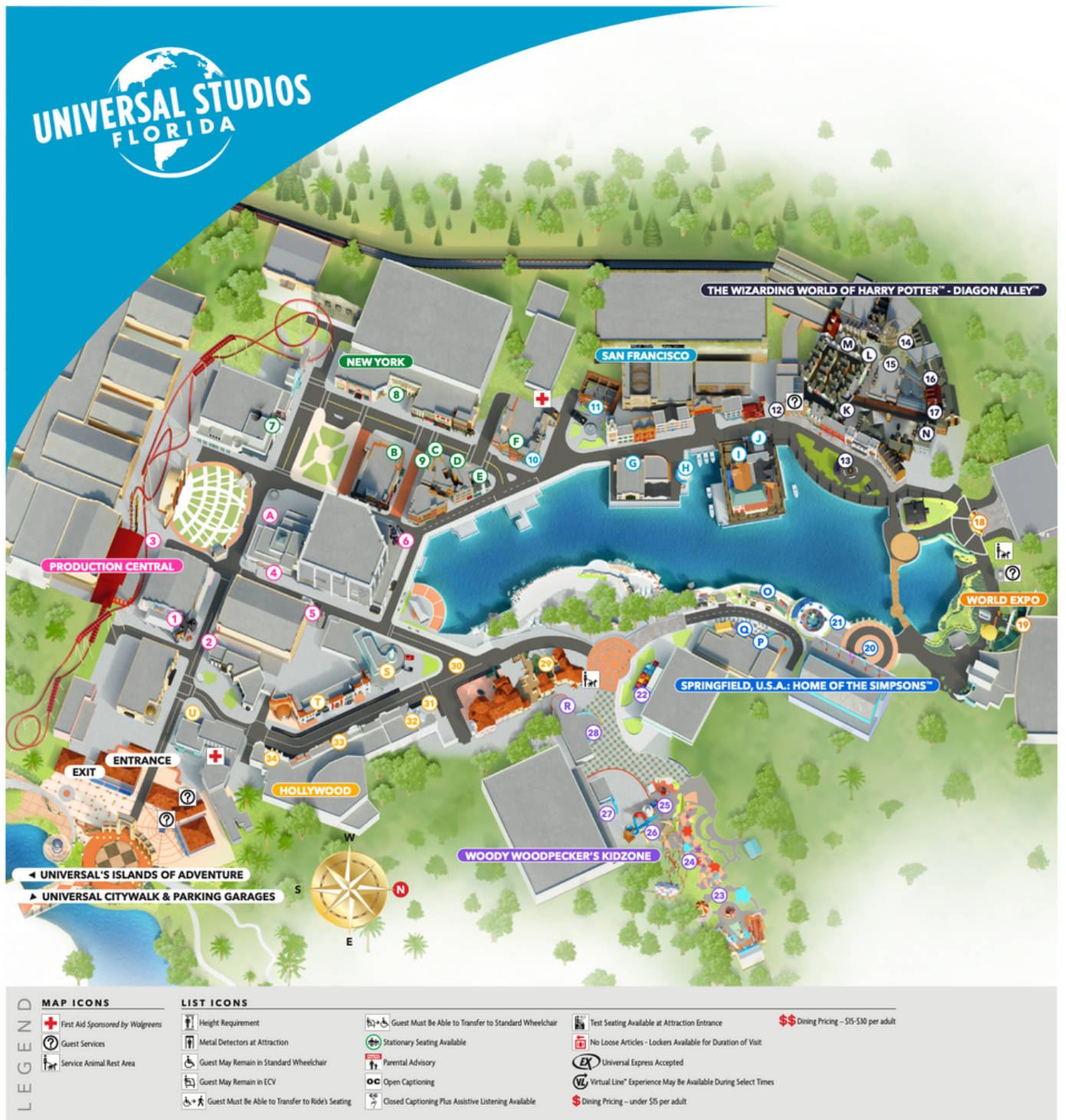


Scan this code with your  
phone to read more!



# THE MAP

## Universal Studios : Florida



Scan this code with your phone to see full maps of all the parks.








# Universal Studios: Islands of Adventure

## Overview:

THIS IS WHERE IT GOES DOWN. AND UP. AND DOWN AGAIN. TO THOSE WHO SAY "YAY ADVENTURE" WE'RE HERE FOR YOU. SUPERHEROES. MAGICAL CREATURES. A SCHOOL OF WITCHCRAFT AND WIZARDRY. EVEN DINOSAURS (TURNS OUT, NOT SO EXTINCT). TAKE A RIDE, MULTIPLE RIDES. SOME WILL DRENCH YOU. SOME WILL JUST MESS UP YOUR HAIR. SOME WILL MAKE YOUR HEAD SPIN (FIGURATIVELY SPEAKING). ALL OF THEM WILL SAY: EVERY ISLAND IS A NEW REALITY.



Scan this code with your phone to read more!

### TOP THINGS TO SEE AND DO:

HAGRID'S MAGICAL CREATURES MOTORBIKE ADVENTURE, JURASSIC PARK RIVER ADVENTURE, JURASSIC WORLD VELOCICOASTER, HARRY POTTER AND THE FORBIDDEN JOURNEY, DR. DOOM'S FEAR FALL, SKULL ISLAND: REIGN OF KONG, STORM FORCE ACCELATRON, AND **SO MANY MORE!**

### DINING:

THREE BROOMSTICKS, MYTHOS RESTAURANT, BLONDIES, CAPTAIN AMERICA DINER, CAFE 4, COMIC STRIP CAFE, CONFISCO GRILL, **AND MORE!**

### Top Entertainment:

*-The Nighttime Lights at Hogwarts Castle:*

On select nights, watch in awe from Hogsmeade™ village as a dazzling light spectacle unfolds against the majestic backdrop of the castle. It is a beautiful way to end your day!

*-Triwizard Spirit Rally*

Cheer on students from Hogwarts™, Beauxbatons, and Durmstrang as they lead the excitement for the Triwizard Tournament.

*-Poseidon's Fury*

Your guided journey through the ancient Temple of Poseidon takes a dramatic turn as you're suddenly caught in a colossal battle between the Greek god of the sea and the evil Lord Darkenon. Fireballs burst, lasers flash, and water erupts around you in this spectacular special effects experience

## THE MAP

# Universal Studios : Islands of Adventure



Scan this code with your phone to see full maps of all the parks.







Scan this code with your  
phone to read more!

# TIPS AND TRICKS



## Park Tips:


THESE ARE THINGS I HAVE LEARNED THROUGH THE YEARS

- Download the Universal Orlando app on your Smart Phone – you can view wait times, character locations, restroom locations, Mobile Order and more!
- Make sure to bring an External/portable cell phone/device charger – you will use your phones more than you think!
- Universal Studios is not consistently covered by Wi-Fi so you will use your cellular data while on your phone in the parks – just something to be aware of. Wifi is available at the hotels and in some places in the park.
- If Universal Studios Florida feels very crowded and you have Park Hoppers - hop over to Islands of Adventure. It often feels less crowded. PS. Although I 100% recommend riding The Hogwarts Express Both Ways at some point, There is a separate entrance that you don't have to wait in crazy lines to switch each park.
- Don't forget to utilize Rider Switch when traveling with kids under the height requirements.
- Well-worn shoes... now isn't the time for new shoes. Also, bring a few different pairs so you can wear one in the morning and swap mid-day if they get wet or are uncomfortable.

A LOT OF  
THESE TIPS  
ARE MOSTLY  
FOR WHEN  
TRAVELING  
WITH  
CHILDREN :)



# TIPS AND TRICKS



## Park Tips Continued

THESE ARE THINGS I HAVE LEARNED THROUGH THE YEARS

- Use a White-noise machine app / small fan for in your room to block ambient noise and to aid in sleep. Dockside Inn and Suites is great, But I have heard many noise complaints-
- If you ever have questions ask the closest Employee! They are amazingly helpful!!!
- Arrive for any reservations 15 minutes early
- If possible always arrive at the parks 45 minutes prior to opening! You will get to ride many more rides if you are there early! In the case of Early Entry I recommend being at the bus line 30 minutes before early entry at the latest.

TAKE BREAKS! You have 3 wonderful days in the parks, relax and make it a memorable trip! Take the pictures, eat the snacks, and remember calories don't count on vacation!!!

A LOT OF  
THESE TIPS  
ARE MOSTLY  
FOR WHEN  
TRAVELING  
WITH  
CHILDREN :)


# The Wizarding World of Harry Potter

## MY PERSONAL FAVORITES:

- Watch Celestina Warbeck & The Banshee's
- The Tales of Beedle the Bard
- Tri-Wizard Spirit Rally
- The Nighttime Lights at Hogwarts Castle

## TIPS ON NAVIGATING THE WIZARDING WORLD AS A MUGGLE

Here are all of the wonderful things to see and do at the Wizarding World of Harry Potter. Plan on two to six hours, depending upon exactly how the crowds are and your dedication to being authentic to Harry's journey. Once you're done making magic, enjoy the many other rides and attractions throughout the parks



1. I usually recommend that, whether or not you have Early Park Admission for Universal Studios Florida or Islands of Adventure (whichever is available for your Early Entry Time), you arrive at the turnstiles 45 minutes before you are able to get in (either as part of EPA or as part of general admission). But considering that your plan is to spend most of the day in the Wizarding World, anyway, it isn't as necessary for you to be the first in line. If you'd like to learn more, see our guide to Early Park Admission.
2. When you are let through the turnstiles, grab a park map (if needed) and proceed through to Diagon Alley in Universal Studios Florida OR Hogsmeade in Islands of Adventure. **(If you want to avoid lines Head Straight to Hagrid's Magical Creatures Motorbike Adventure)**
3. In Universal Studios Florida, stop by the Knight Bus and visit with the Conductor and his shrunken-head compatriot – this is how Harry arrived at London, after all! Be sure to take a look inside the bus, as it's one of the best photo ops in the entire park.



4. Visit the cabman's shelters. One serves food while the other offers authentic London merchandise. If possible/desirable, grab a little something to snack on while you head to Leicester Square Station, the entrance to Diagon Alley.
5. Eat breakfast at The Leaky Cauldron. Harry went through here first before doing his shopping at Diagon Alley.
6. Visit the Gringotts Money Exchange in order to pick up some authentic wizarding bank notes with which to do your shopping (this is just like Hagrid taking Harry to Gringotts Wizarding Bank to withdraw his galleons). Ride Escape from Gringotts inside of Gringotts Bank!



7. Pop into Knockturn Alley for a scare (or a quick spy on the Malfoy's and the other Death Eaters). You can even pretend you're being rescued by Hagrid once you're done window shopping!

8. Go shopping for your school supplies. I recommend hitting up (a) Ollivander's Wand Shop (on Diagon Alley) for your wand (do the wand-choosing-the-wizard show for the most authentic experience), (b) Magical Menagerie (on Horizont Alley) for your pet owl, (c) Quality Quidditch Supplies (Diagon) for your broom, and (d) Madam Malkin's Robes for All Occasions (Diagon) for your school robes, of course.

9. Grab a quick bite of ice cream at Florean Fortescue's Ice-Cream Parlor. Harry ate here often before departing for school.

10. Board the Hogwarts Express at King's Cross Station to head to Hogwarts School of Witchcraft and Wizardry at Hogsmeade (located in Islands of Adventure).

11. Ride Harry Potter and the Forbidden Journey inside of Hogwarts Castle. There's enough adventure in these five minutes to cover an entire school year of misadventures!

12. Ride Flight of the Hippogriff

*(This is a more Kid Friendly ride, where it IS fun, you will not miss too much if you decide to skip it.)*

13. Have lunch at The Three Broomsticks and desert at the Hog's Head Pub. Be sure to try a frozen Butterbeer here.

14. Enjoy the Frog Choir and the Triwizard Spirit Rally.

15. Pick up your final wizarding essentials at Hogsmeade's shops, including (most importantly) the Marauder's Map (at Filch's Emporium of Confiscated Goods) and some sweets (Honeydukes).

16. Hop back on the Hogwarts Express to experience the return journey to London.

17. Hopefully you have had time to Ride everything, Now to continue exploring! Did you Purchase a wand? Search around the aprk for all the different ways your wand can interact within Diagon Alley & Hogsmeade!



REMEMBER:

*ALWAYS DOUBLE CHECK THE APP  
EACH MORNING FOR THE MOST UP  
TO DATE INFORMATION*